




H A Harman International Company

ULS Series

Condenser Microphones



Description

The AKG C 480 B preamplifier powering unit is the latest model in the ULS series. It accommodates the CK 61/ULS, CK 62/ULS, CK 63/ULS capsules and the new CK 69/ULS shotgun capsule, providing a higher order of performance for these capsules than heretofore available. The new preamp has a vastly improved noise floor, permitting self noise performance with the four associated capsules in the range of 9 to 11 dB-A. Maximum sound pressure levels in the range of 144 dB (in the -10 dB sensitivity position) can be attained with no greater than 0.5% distortion, giving the capsules a new level of overall performance. An integral low cut filter (12 dB/octave) can be set for either 150 or 70 Hz. The +6 dB sensitivity position is intended to enhance the performance of the CK 69/ULS interference tube capsules, which normally operate over large distances. With the available CK 61/ULS cardioid, CK 63/ULS hypercardioid, CK 62/ULS omnidirectional, and highly directional CK 69/ULS shotgun element, the C 480 Series is intended primarily for studio, broadcast and a variety of live sound and speech reinforcement applications in which state-of-the-art performance is mandated. A complete line of optional accessories is available. The C 480 B operates only on 48 volts phantom powering.

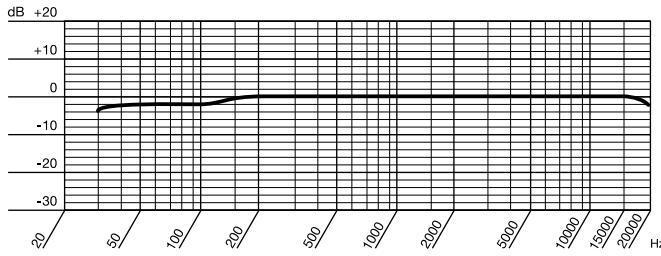
Features

- **Ultralow noise preamplifier for use with ULS series capsules**
- **Multiple directional capsules and configurations available on a high performance powering/preamp module**
- **Extremely flat on-axis response for all models**
- **Three sensitivity settings (0, +6, and -10 dB)**
- **High acoustic level capability**

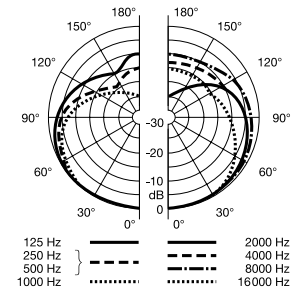
Graphical Data

CK 61/ULS

On-axis Frequency Response
(measured at 1 meter)

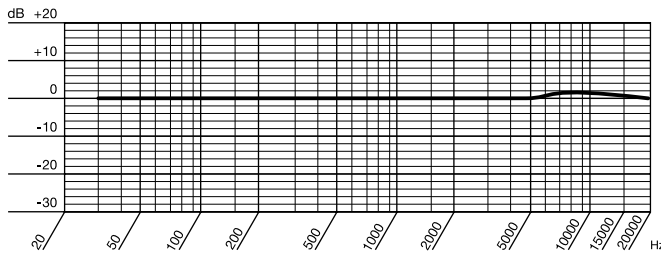


Polar Response

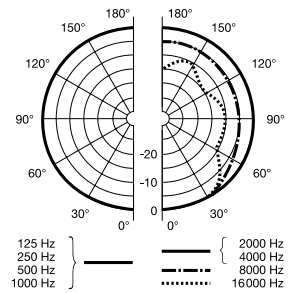


CK 62/ULS

On-axis Frequency Response
(measured at 1 meter)

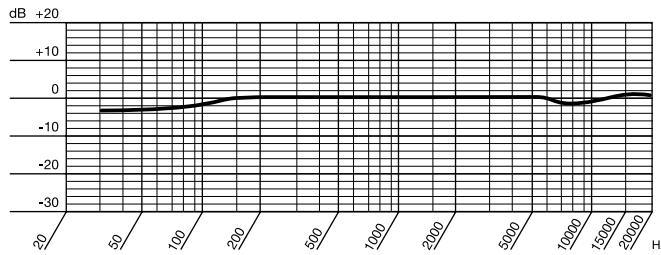


Polar Response

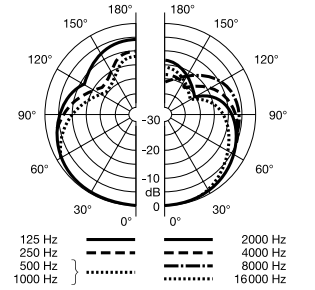


CK 63/ULS

On-axis Frequency Response
(measured at 1 meter)




Polar Response

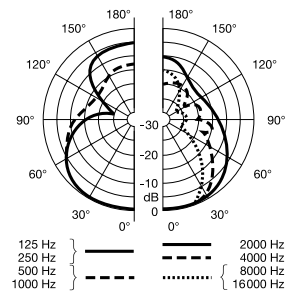
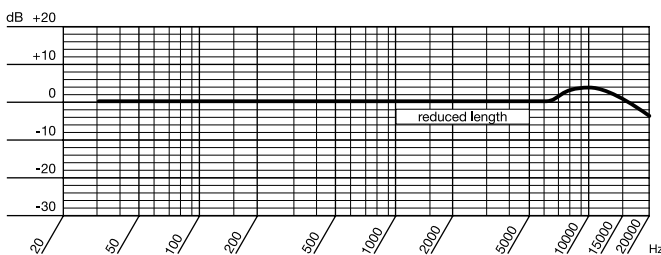
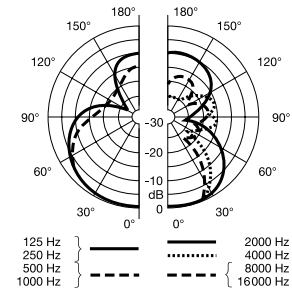


CK 69/ULS

On-axis Frequency Response
(measured at 1 meter)



Polar Response



Architects and Engineers Specifications

C 480 B with CK 61/ULS

The microphone shall be of the condenser type with capsule and powering module assembly no larger than 0.8 in. (21 mm) in diameter. The microphone shall accept phantom powering at 48 volts. The nominal output impedance shall be equal to or less than 150 ohms at 1 kHz, and the output shall be transformerless. The microphone shall provide a three position control for normal (0 dB), elevated sensitivity (+6 dB), and attenuated (-10 dB) sensitivity. Switchable low-frequency cuts at 150 Hz and 75 Hz at 12 dB/octave shall be provided.

The polar pattern shall be cardioid and nominal on-axis frequency response shall be 20 Hz-20 kHz. For the normal sensitivity setting of 0 dB, microphone sensitivity shall be at least 20 mV/Pa, and the self noise floor shall be no higher than 11 dB-A. The 0.5% THD operating level shall be no lower than 140 dB SPL.

The microphone shall be the AKG Model C 480 B preamp operating with the AKG Acoustics Model CK 61/ULS capsule.

C 480 B with CK 62/ULS

The microphone shall be of the condenser type with capsule and powering module assembly no larger than 0.8 in. (21 mm) in diameter. The microphone shall accept phantom powering at 48 volts. The nominal output impedance shall be equal to or less than 150 ohms at 1 kHz, and the output shall be transformerless. The microphone shall provide a three position control for normal (0 dB), elevated sensitivity (+6 dB), and attenuated (-10 dB) sensitivity. Switchable low-frequency cuts at 150 Hz and 75 Hz at 12 dB/octave shall be provided.

The polar pattern shall be omnidirectional and nominal on-axis frequency response shall be 20 Hz-20 kHz. For the normal sensitivity setting of 0 dB, microphone sensitivity shall be at least 20 mV/Pa, and the self noise floor shall be no higher than 11 dB-A. The 0.5% THD operating level shall be no lower than 140 dB SPL.

The microphone shall be the AKG Model C 480 B preamp operating with the AKG Acoustics Model CK 62/ULS capsule.

C 480 B with CK 63/ULS

The microphone shall be of the condenser type with capsule and powering module assembly no larger than 0.8 in. (21 mm) in diameter. The microphone shall accept phantom powering at 48 volts. The nominal output impedance shall be equal to or less than 150 ohms at 1 kHz, and the output shall be transformerless. The microphone shall provide a three position control for normal (0 dB), elevated sensitivity (+6 dB), and attenuated (-10 dB) sensitivity. Switchable low-frequency cuts at 150 Hz and 75 Hz at 12 dB/octave shall be provided.

The polar pattern shall be hypercardioid and nominal on-axis frequency response shall be 20 Hz-20 kHz. For the normal sensitivity setting of 0 dB, microphone sensitivity shall be at least 20 mV/Pa, and the self noise floor shall be no higher than 11 dB-A. The 0.5% THD operating level shall be no lower than 140 dB SPL.

The microphone shall be the AKG Model C 480 B preamp operating with the AKG Acoustics Model CK 63/ULS capsule.

C 480 B with CK 69/ULS

The microphone shall be of the condenser type with capsule and powering module assembly no larger than 0.8 in. (21 mm) in diameter. The microphone shall accept phantom powering at 48 volts. The nominal output impedance shall be equal to or less than 150 ohms at 1 kHz, and the output shall be transformerless. The microphone shall provide a three position control for normal (0 dB), elevated sensitivity (+6 dB), and attenuated (-10 dB) sensitivity. Switchable low-frequency cuts at 150 Hz and 75 Hz at 12 dB/octave shall be provided. The polar pattern shall be two-section shotgun and nominal

on-axis frequency response shall be 20 Hz-18 kHz. For the normal sensitivity setting of 0 dB, microphone sensitivity shall be at least 27 mV/Pa, and the self noise floor shall be no higher than 9 dB-A. The 0.5% THD operating level shall be no lower than 140 dB SPL.

The microphone capsule shall consist of two sections. The total length of the microphone with a single capsule length shall be no greater than 12.8 in. (326 mm), and for the dual capsule the length shall be no greater than 18.4 in. (467 mm).

The microphone shall be the AKG Model C 480 B preamp operating with the AKG Acoustics Model CK 69/ULS capsule.

Specifications (measured with C 480 B preamp)

| Models: | CK 61/ULS: | CK 62/ULS: | CK 63/ULS: | CK 69/ULS: |
|---------------------------------|---|---------------------|---------------------|---------------------|
| Transducer Principle: | All models externally polarized condenser capsules. | | | |
| Frequency Range | 20-20,000 Hz ± 1 dB | 20-20,000 Hz ± 1 dB | 20-20,000 Hz ± 1 dB | 20-18,000 Hz ± 2 dB |
| Polar Pattern: | Cardioid | Omnidirectional | Hypercardioid | Shotgun (2-section) |
| Sensitivity at 1,000 Hz: | | | | |
| (0 dB setting): | 20 mV/Pa; -34 dBV | 20 mV/Pa; -34 dBV | 20 mV/Pa; -34 dBV | 27 mV/Pa; -31 dBV |
| (+6 dB setting): | 40 mV/Pa; -28 dBV | 40 mV/Pa; -28 dBV | 40 mV/Pa; -28 dBV | 54 mV/Pa; -25 dBV |
| (-10 dB setting): | 6.3 mV/Pa; -44 dBV | 6.3 mV/Pa; -44 dBV | 6.3 mV/Pa; -44 dBV | 8.5 mV/Pa; -41 dBV |
| Equivalent Noise Level: | | | | |
| (0 dB setting): | 11 dB-A | 11 dB-A | 11 dB-A | 9 dB-A |
| (+6 dB setting): | 13 dB-A | 13 dB-A | 13 dB-A | 11 dB-A |
| (-10 dB setting): | 17 dB-A | 17 dB-A | 17 dB-A | 15 dB-A |
| Max. SPL for 0.5 % THD | | | | |
| (0 dB setting): | 140 dB | 140 dB | 140 dB | 140 dB |
| (+6 dB setting): | 134 dB | 134 dB | 134 dB | 134 dB |
| (-10 dB setting): | 144 dB | 144 dB | 144 dB | 142 dB |
| S/N Ratio (: | | | | |
| (0 dB setting): | 83 dB | 83 dB | 83 dB | 85 dB |
| (+6 dB setting): | 81 dB | 81 dB | 81 dB | 83 dB |
| (-10 dB setting): | 77 dB | 77 dB | 77 dB | 79 dB |

| | |
|---------------------------|---|
| Model: | C 480 B |
| Electr. Impedance: | ≤ 150 ohms (transformerless) |
| Load Impedance: | > 2,000 ohms in parallel with 1,000 pF |
| Power Requirement: | 48 volts phantom power (±4 volts) |
| Connector: | 3 pin XLR type |
| Size: | dia 0.8 in. (21 mm) length 5.9 in. (150 mm) |

| Models: | C 480 B with CK 61/ULS: | C 480 B with CK 62/ULS: | C 480 B with CK 63/ULS: | C 480 B with CK 69/ULS: |
|---------------------------|-------------------------|-------------------------|-------------------------|--|
| Finish: | non reflective black | non reflective black | non reflective black | non reflective black |
| Size of Microphone | dia 0.83 in. (21 mm) | dia 0.83 in. (21 mm) | dia 0.83 in. (21 mm) | dia 0.83 in. (21 mm) |
| Combinations: | length 6.8 in. (173 mm) | length 6.8 in. (173 mm) | length 6.8 in. (173 mm) | length 12.8 in. (326 mm) (for single section) length 18.4 in. (467 mm) (for dual section) |

| Models: | CK 61/ULS: | CK 62/ULS: | CK 63/ULS: | CK 69/ULS: |
|---------|--------------------------|------------------------------|--------------------------|--|
| | dia 0.83 in. (21 mm) | dia 0.83 in. (21 mm) | dia 0.83 in. (21 mm) | dia 0.83 in. (21 mm) |
| | length 1.0 in. (26.5 mm) | length dia 1.0 in. (26.5 mm) | length 1.0 in. (26.5 mm) | length 6.9 in. (176 mm) (for single section) 12.5 in. (317 mm) (for dual section) |

| Models: | C 480 B: | CK 61/ULS: | CK 62/ULS: | CK 63/ULS: | CK 69/ULS: |
|-----------------------------|-----------------|-----------------|-----------------|-----------------|------------------------|
| Net/Shipping Weight: | 3.5 oz. (100 g) | 0.9 oz. (25 g) | 0.9 oz. (25 g) | 0.9 oz. (25 g) | 2.5/3.5 oz. (70/100 g) |
| | 18 oz. (500 g) | 5.3 oz. (150 g) | 5.3 oz. (150 g) | 5.3 oz. (150 g) | 1.1 lbs. (480 g) |

Included Accessories: SA 40 Stand adapter, W 32 Foam windscreens (for CK 61/ULS, 62/ULS, and 63/ULS), Foam windscreens for both tube lengths (CK 69/ULS)

Optional Accessories: H 30 Elastic suspension, N 62 E AC Power supply, Battery power supply, SA 38 H Stand adapter/suspension, SA 18/2B All-metal stand adapter, A 61 Swivel adapter, VR 61 12 in. (30 cm) Extension tube, W 46 All-metal windscreens, VR 62 3 ft. (90cm) Extension tube.

Limited Warranty

Valid only in the United States. AKG Acoustics warrants AKG products against defects in material or workmanship for a period of two years from the date of original purchase for use, and agrees to repair or, at our option, replace any defective unit without charge for either parts or labor. Important: This warranty does not cover damage resulting from accident, misuse or abuse, lack of reasonable care, the affixing of any attachment not provided with the product, loss of parts or connecting the product to any but the specified receptacles. This warranty is void unless service or repairs are performed by an authorized service center. No responsibility is assumed for any special, incidental

or consequential damages. However, the limitation of any right or remedy shall not be effective where such is prohibited or restricted by law. Simply take or ship your AKG product prepaid to our service department. Be sure to include your sales slip as proof of purchase date. (We will not repair transit damage under the no-charge terms of this warranty.) Note: No other warranty, written or oral is authorized by AKG Acoustics, Inc. This warranty gives you specific legal rights, and you may also have other rights which vary from state to state. Some states do not allow the exclusion or limitation of incidental or consequential damages or limitation on how long an implied warranty lasts, so the above exclusions and limitation may not apply to you.

Microphones · Headphones · Wireless Microphones · Wireless Headphones · Headsets · Electroacoustical Components



H A Harman International Company

AKG Acoustics GmbH
Lemböckgasse 21-25, P.O.B. 158, A-1230
Vienna/AUSTRIA
Tel: (43 1) 86 654-0*, Fax: (43 1) 86 654-516
Internet: <http://www.ake.com>

AKG Acoustics; A Division of Harman Pro Germany
Bodenseestraße 228, D-81243 München/GERMANY
Tel: (089) 87 16-0, Fax: (089) 87 16-200

Arbiter Pro Audio
Wilberforce Road, London NW9 6AX/ENGLAND
Tel: (0181) 202 1199, Fax: (0181) 202 7076

AKG ACOUSTICS, U.S.
914 Airpark Center Drive
Nashville, TN 37217, U.S.A.
Tel: (615) 620-3800, Fax: (615) 620-3875

Studer Japan Ltd.
2-43-7, Uehara, Shibuya-ku, Tokyo 151-0064/JAPAN
Tel: (813) 3465-2211, Fax: (813) 3465-2214

Erikson Pro Audio
620 McCaffrey, St-Laurent, Quebec, H4T 1N1, CANADA
Tel: (514) 738-3000, Fax: (514) 737-5069
Internet: www.jam-ind.com/eriksonpro